

PREVENTATIVE MAINTENANCE

PROCEDURES FOR USING CC-2208 CARBON CLEAN ON CONVEYOR ROLLER BALL BEARING & PIN/ROLLER CHAINS

1. Schedule in your PM to use **CC-2208 Carbon Clean** once a month in the automatic oil applicator for cleaning the chain, applicator lines and nozzles.




2. Deplete HT-2000™ or PetroGard 220 from the oil reservoir and fill 1/2 full with CC-2208.



3. Apply CC-2208 Carbon Cleaner onto the chain through the automatic oil applicator for two or three revolutions. If you do not want to run cleaner through applicator, you may use a spray nozzle gun such as GuardAir Syphon Spray Gun Model #79SG012 (Grainger P/N #1RF86).

****Recommend using the Grainger Spray Gun every 3rd month to clean parts of the chain the automatic applicator does not reach. Wear protective goggles and mask when applying cleaner with the spray gun.**

4. Run the oven for 2 hours with oven temperature set at 275°F



5. After the oven runs for two hours, air blast the chain for several revolutions. If the oven does not have a stationary air blast station, air blast the chain around 90 psi air with a remote copper pipe.

6. Use a protective housing surrounding the stationary air blast station to contain carbon debris.



Petrochem, Inc.

6N999 Whispering Trail Road, St. Charles, IL 60175

Phone (630) 513-6350 Fax (630) 513-8324

Web www.petrochem1.com

Email info@petrochem1.com



The information contained herein is believed to be accurate but all suggestions are made without Guarantee because the conditions of actual use are beyond our control. Petrochem, Inc. disclaims all Liability incurred in connection with the use of this data or suggestions.

Member of the American Baking Society


7. After air blasting the chain, attach the unit for plowing the track with a scraper or wire brush to remove remaining carbon debris in the track.




Below: Picture of carbon sludge found after scraping the track.



8. Once the track is plowed, run the oven at 300°F for an addition 3 hours to ensure the cleaner is completely evaporated from chain to prevent smoking and any adverse reactions.



9. When the chain appears completely evaporated from the chain, drain the reservoir and refill reservoir Petrochem's oven chain lubricant.



10. Resume back to production temperatures when oven chain is completed re-lubricated with Petrochem's lubricant HT-2000 or Petro-Gard 220.

OEM's highly recommend the applicator be inspected daily:

1. Make certain the nozzles are not clogged, correctly positioned and have the correct pressure setting for injecting oil.
2. Check if the oil is hitting the correct target points on the chain at the various bake times (on both sides of the chain).
3. Visually inspect the sensors, chain and monitor amperage draw & lubrication cycles.